































stationery works

IN HOUSE LETTERPRESS INK COLORS

189 Petal Pink		263 Lilac		347 Kelly		277 Lt. Blue		7499 Linen		427 Nickel		Yellow	
RhRed Magenta		2573 Lavender		357 Deep Green		300 Royal		4685 Beige		428 Pewter		114 Squash	
200 Red		249 Eggplant		371 Moss		281 Navy		465 Mocha		425 Charcoal		158 Pumpkin	
207 Cranberry				397 Willow		7464 Turquoise		4635 Chocolate		Black		021 Tangerine	
								876 Copper					
								871 Gold					
								476 Espresso					

inks are matched to pantone when the ink is wet on a fluorescent white paper. the ink color will dry to a slightly varied shade and will depend on the color of the paper printed upon.